

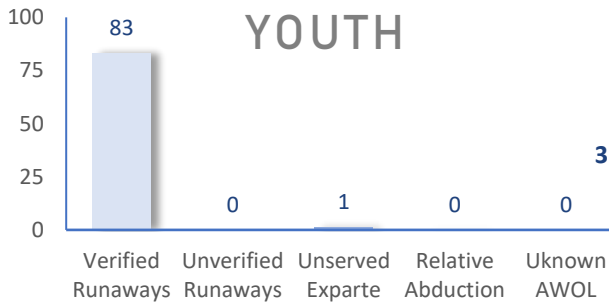
The following statistics show the status and demographics of absent Kansas foster youth and track DCF's successful recovery efforts.

## RECOVERED YOUTH

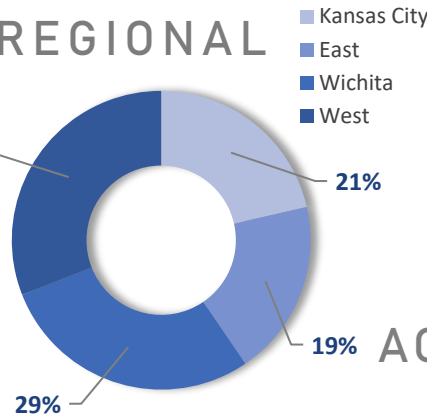


\*A youth may be recovered more than once per month.

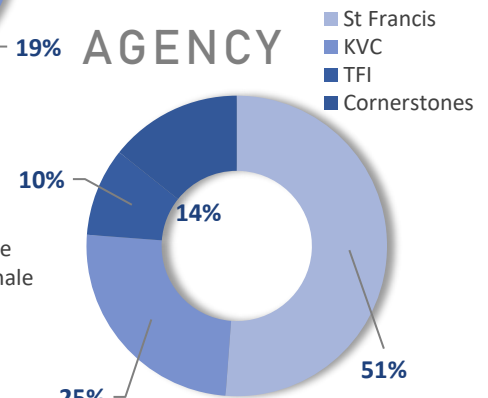
## CURRENT AWOL YOUTH



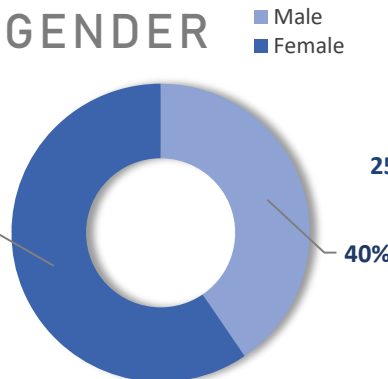
## REGIONAL



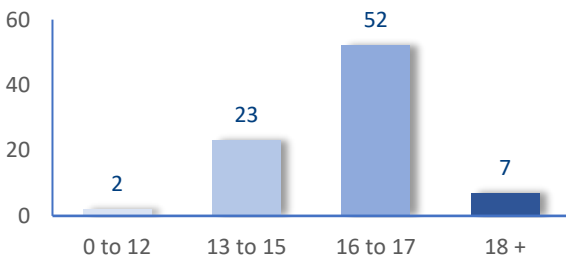
## AGENCY



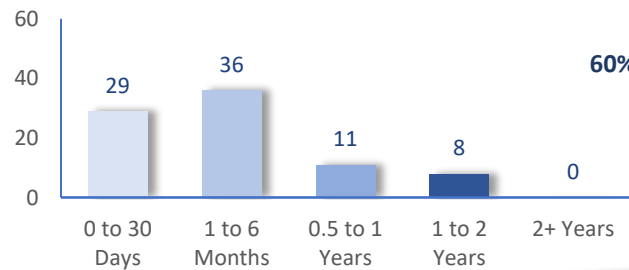
## GENDER



## AGE



## TIME



## DAILY AWOL YOUTH

# 2023

September		October		November		December	
DATE	# AWOL	DATE	# AWOL	DATE	# AWOL	DATE	# AWOL
1	66	2	82	1	83	1	81
5	66	3	81	2	83	4	81
6	67	4	82	3	76	5	83
7	70	5	81	6	77	6	83
8	69	6	78	7	77	7	84
11	71	9	77	8	77	8	84
12	76	10	77	9	79	11	84
13	76	11	75	13	80	12	
14	74	12	78	14	82	13	
15	75	13	78	15	85	14	
18	73	16	75	16	80	15	
19	71	17	76	17	79	18	
20	73	18	77	20	82	19	
21	74	19	78	21	82	20	
22	73	20	73	22	82	21	
25	74	23	75	27	82	22	
26	75	24	76	28	84	26	
27	77	25	77	29	85	27	
28	82	26	77	30	84	28	
29	80	27	78			29	
		30	75				
		31	78				